


FieldSmart® Fiber Delivery Point (FDP)

Indoor 288-Port Wall Box



Application


The Indoor 288-Port Wall Box has been optimized for MDU applications. Utilizing the Clearview® Black Ribbon Cassette, the FieldSmart Fiber Delivery Point (FDP) gives service providers plug-and-play integration based upon the configuration requirements of their application. Feeder fibers, distribution fibers, splitter modules, splicing and unused splitter output storage are all contained within a single, rugged, wall-mountable enclosure. Housing a swing-out bulkhead in a compact footprint wall box, with the ability to house up to 9 WaveSmart® High Density 1 x 32 Splitters, provides for a flexible deployment of FTTH networks in an MDU environment as well as a variety of applications in carrier networks and CATV environments.



Description

This indoor wall box is Clearview optimized, allowing the user to scale the bulkhead from 12 to 288 distributed ports and up to 24 feeder ports. This bulkhead accepts the Clearview Black Patch and Splice Cassettes (Clearfield's in-cassette splicing solution) utilizing ribbon cable. A side lock provides security enabled doors for extra protection and a solid enclosure to protect fiber terminations from damage.

Designed from conception to provide fast, easy fiber jumper routing and ease of access to all circuits, the wall box system is craft-friendly, keeping the installer's needs for quick deployment, intuitive use and ease of maintenance as the top priority. Easily wall mounts with one person; the main body of the box attaches to the wall. The bulkhead swings open for easy access to the front and rear of the cassettes.



Features and Benefits

Integrity

- Terminations designed, tested and certified to Telcordia GR-326
- Clearfield® FiberDeep® Guarantee: 0.2 dB insertion loss or less, exceeding industry standards
- Designed to comply with GR-3125
- Supports all industry standard singlemode connectors
- 100% performance tested for final mechanical inspect

Protection

- Radius protected storage of cabling
- Integrated fiber management protects fiber from micro-bend and macro-bend damage
- Door locks via a 216 bolt with tab option for padlock

Access

- Removable left open front door with the ability to swing 90 degrees
- Top and bottom entry/exit points for cables

Investment

- With user-defined feeder/distribution port counts, scalable to 288 distributed ports and 24 feeder ports of fiber using Clearview Black Cassettes
- Utilizes the Clearview Black Cassettes with ribbon cable only

FieldSmart® Fiber Delivery Point (FDP)

Indoor 288-Port Wall Box

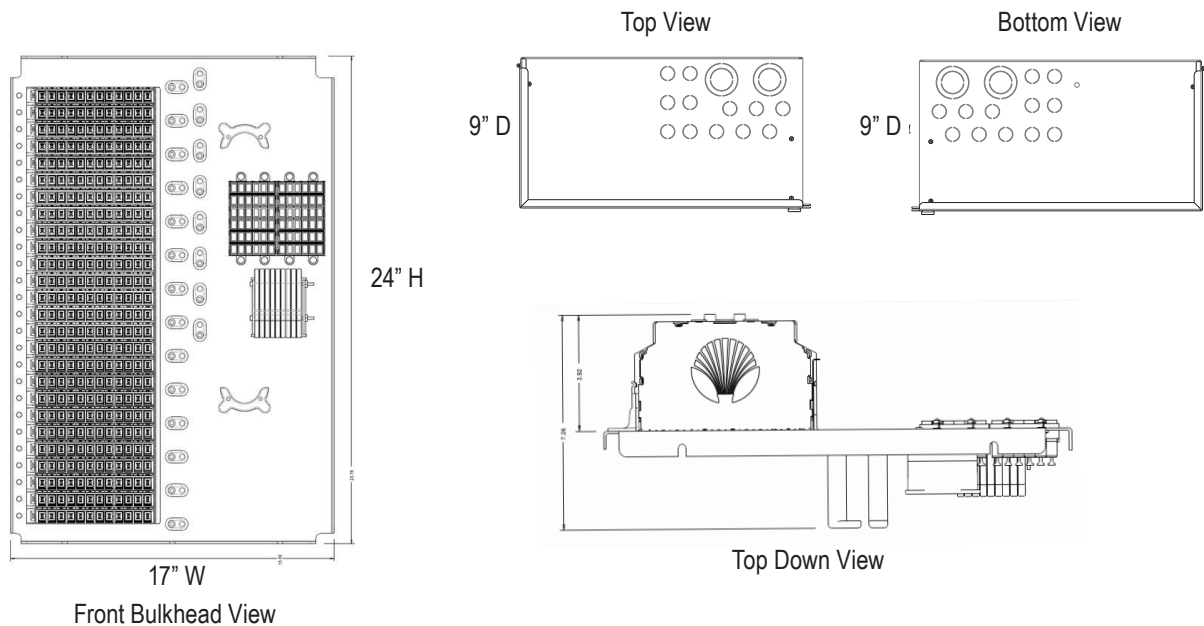


Technical Specifications

FieldSmart 288-Port Wall Box	
Dimensions	17" W x 24" H x 9" D (431.8 mm x 609.6 mm x 228.6 mm)
Port Density	Up to 288 distributed ports and 24 feeder ports
Cassette Types Supported	Clearview® Black
Splitter	Up to 9 WaveSmart High Density 1 x 32 Splitter with 900 micron legs
Connector Types	SC/UPC, SC/APC, MPO
Cable Types	Indoor Riser, Indoor Plenum, Indoor/Outdoor
Splice Capacity	12 splice configurations in each Clearview Cassette
Material	16 gauge cold rolled steel (almond powder coating)

Pre-Configured Part Numbers - Empty (No Cassettes)

Part Number	Description
WB288-CFWM	FieldSmart Fiber Delivery Point Wall Box, 288 Max. Cap., Indoor Rated, For Black Cassettes and WaveSmart High-Density Splitters, No Fiber Loaded, CLFD



FieldSmart® Fiber Delivery Point (FDP)

Indoor 288-Port Wall Box



Configured Part Numbers - Indoor 288 In-Cassette Splicing

- Clearview Black Cassette
- Only Supports Ribbon Splicing
- Splitters are Not Installed



W - B B - - - - 2 Z - Z Z

1 2 3 4

1 Select Feeder Port Count

- 1 = 12
- 2 = 24
- Z = No Feeder Ports

2 Select # of Distribution Ports

- | | |
|------------|-----------|
| 000 = None | 156 = 156 |
| 012 = 12 | 168 = 168 |
| 024 = 24 | 180 = 180 |
| 036 = 36 | 192 = 192 |
| 048 = 48 | 204 = 204 |
| 060 = 60 | 216 = 216 |
| 072 = 72 | 228 = 228 |
| 084 = 84 | 240 = 240 |
| 096 = 96 | 252 = 252 |
| 108 = 108 | 264 = 264 |
| 120 = 120 | 276 = 276 |
| 132 = 132 | 288 = 288 |
| 144 = 144 | |

3 Select Connector Type (Feeder and Distribution)

- A = SC/UPC
- C = SC/APC
- F = LC/UPC
- H = LC/APC

4 Select # of 1x32 Splitter

- | | |
|-------|-------|
| 1 = 1 | 6 = 6 |
| 2 = 2 | 7 = 7 |
| 3 = 3 | 8 = 8 |
| 4 = 4 | 9 = 9 |
| 5 = 5 | |

Configured Part Numbers - Indoor 288 MPO Cassette

- Clearview Black Cassette with Rear 12F MPO
- Complete Plug-and-Play
- Splitters are Not Installed



W - B C - - - - 1 Z - Z Z

1 2 3 4

1 Select Feeder Port Count

- 1 = 12
- 2 = 24
- Z = No Feeder Ports

2 Select # of Distribution Ports

- | | |
|------------|-----------|
| 000 = None | 156 = 156 |
| 012 = 12 | 168 = 168 |
| 024 = 24 | 180 = 180 |
| 036 = 36 | 192 = 192 |
| 048 = 48 | 204 = 204 |
| 060 = 60 | 216 = 216 |
| 072 = 72 | 228 = 228 |
| 084 = 84 | 240 = 240 |
| 096 = 96 | 252 = 252 |
| 108 = 108 | 264 = 264 |
| 120 = 120 | 276 = 276 |
| 132 = 132 | 288 = 288 |
| 144 = 144 | |

3 Select Connector Type (Feeder and Distribution)

- A = SC/UPC
- C = SC/APC
- F = LC/UPC
- H = LC/APC

4 Select # of 1x32 Splitter

- | | |
|-------|-------|
| 1 = 1 | 6 = 6 |
| 2 = 2 | 7 = 7 |
| 3 = 3 | 8 = 8 |
| 4 = 4 | 9 = 9 |
| 5 = 5 | |

FieldSmart® Fiber Delivery Point (FDP)

Indoor 288-Port Wall Box



Configured Part Numbers - Indoor 288 Patch Only

- Supports (1) Feeder Cable and (2) Distribution Cables
- Splitters are Installed

W - B A							XXXXF or XXXM
1	2	3	4	5	6	7	
1 Select Feeder Port Count 1 = 12 2 = 24 Z = No Feeder Ports	2 Select # of Distribution Ports 000 = None 012 = 12 024 = 24 036 = 36 048 = 48 060 = 60 072 = 72 084 = 84 096 = 96 108 = 108 120 = 120 132 = 132 144 = 144 156 = 156 168 = 168 180 = 180 192 = 192 204 = 204 216 = 216 228 = 228 240 = 240 252 = 252 264 = 264 276 = 276 288 = 288	3 Select Connector Type <i>(Feeder and Distribution)</i> A = SC/UPC C = SC/APC F = LC/UPC H = LC/APC	4 Select Cable Type <i>(Feeder and Distribution)</i> 1A = IFC Riser 1B = OSP Riser Loose Tube 1C = IFC Plenum 1E = OSP Non-Rated Loose Tube 2E = OSP Ribbon Non-Rated	5 Select # of Distribution Cables 1 = 1 Cable 2 = 2 Cables Only Available in 288	6 Select # of 1x32 Splitter 1 = 1 2 = 2 3 = 3 4 = 4 5 = 5 6 = 6 7 = 7 8 = 8 9 = 9	7 Select Cable Existing 5 = Top Exit 6 = Bottom Exit XXXXF or XXXM XXXF = Length in Feet XXXM = Length in Meters	

FieldSmart® Fiber Delivery Point (FDP)

Indoor 288-Port Wall Box



Accessories Pre-Configured Part Numbers

Part Number	Description	Image
E1Z-012-C2F-SUB	Clearview Black in-cassette splicing with SC/APC. <i>* Different connector types available, contact your Clearfield representative.</i>	
EL3-012-C1F-SUB	Clearview Black MPO Cassette with SC/APC. <i>* Different connector types available, contact your Clearfield representative.</i>	
KE1-CAA	High Density Splitter (1x32)	
FMA-MZZ	Ribbon Fan-Out Kit	
FMA-XXX-235	Staging Plate; Protected Foam Block for Unterminated Splitter Legs	
FMA-XXX-162	Feeder Cable Strain Relief, 1/2" Sealcon	
005397 & 004117 (Order Both PNs)	Distribution Cable Strain Relief, 1" Sealcon	