

FieldSmart® Fiber Delivery Point (FDP) Outdoor 48-Port Wall Box

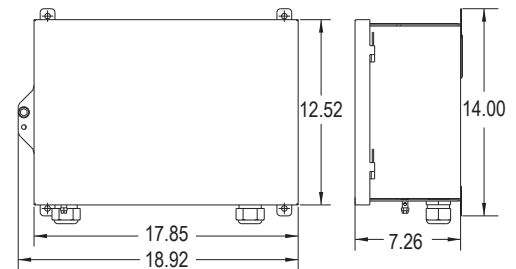



Application

The FieldSmart FDP 48 Port Outdoor Wall Box is ideal for both residential MDUs and business-class environments. Configurable for either patch only, patch and splice (Clearfield's in-cassette splicing solution) or MPO plug-and-play, Outdoor Wall Boxes supports all cable scenarios for the outside plant. The OSP platform is designed for the harshest environments, supporting NEMA 4 performance requirements, while providing conduit entry through field-deployed knock-outs on both the rear and bottom of the unit. Additional applications include, fiber demarcations, entrance facilities and security systems (CCTV).

Description

Designed from conception to provide fast and easy fiber jumper routing with ease of access to all circuits, the FieldSmart FDP Outdoor 48 Port Wall Box is craft-friendly, keeping the installer's needs for quick deployment, intuitive use and ease of maintenance as the top priorities. Utilizing the Clearview® Cassette, the box easily scale from 12 to 48 ports with the industry standard adapter of choice. Ring cut or mid-span capabilities allow distribution cables to be daisy-chained and for fiber hand-off through the riser, while a swinging bulkhead provides rear-access to cassettes and protects sub-unit slack storage. With lockable doors for added protection and a solid enclosure design to protect fiber terminations from damage, the FieldSmart Fiber Delivery Point (FDP) Wall Box product line provides superior fiber management for outdoor environments.



Features and Benefits

Integrity

- Terminations designed, tested and certified to Telcordia GR-326
- Clearfield® FiberDeep® Guarantee: 0.2 dB insertion loss or less, exceeding industry standards
- Fiber cable certified to Telcordia GR-20 and GR-409
- Supports all industry standard singlemode and multimode connectors
- 100% performance tested for insertion loss, return loss and final mechanical inspect

Protection

- Outdoor unit designed to comply with NEMA 4 requirements
- Zinc-plated for harsh environment reliability
- Radius protected storage for up to three meters of jacketed fiber or patch cord slack is provided (patch side)
- Internal radius protected storage of up to one meter of 900 µm fiber and three meters of jacketed fiber (splice side)
- Rugged steel construction with locking access doors provides security from tampering or inadvertent damage
- Integrated fiber management protects fiber from micro-bend and macro-bend damage
- Ability to padlock the outside door for increased security

Access

- Removable doors and non-angled connectors enable fast, easy fiber jumper routing
- Ships ready to install with cable clamp kit, locks and miscellaneous accessories
- Multiple entry/exit points for feeder/customer premise cables
- Larger design facilitates ease of access in the environments the product is deployed
- Rear wall knockout for conduit entry
- Accessible using a standard can wrench

Investment

- Scalable to 48 ports of fiber using Clearview Cassettes loaded with the interface of your choice
- Pre-configured/pre-loaded factory terminated assemblies
- Patch only or patch and splice configurations supported
- Box can be configured as a tie box and later converted to patch only or patch and splice, utilizing the Clearview Cassette

FieldSmart® Fiber Delivery Point (FDP) Outdoor 48-Port Wall Box



Technical Specifications

FieldSmart Outdoor 48 Port Wall Box	
Dimensions	12.52" H x 18.92" W x 7.26" D (318.01 mm x 480.56 x 184.40 mm)
Port Density	Up to 48 ports
Cassette Types Supported	Clearview® Blue
Connector Types	SC/UPC, SC/APC, LC/UPC, LC/APC, MPO
Cable Types	Indoor/Outdoor, Outdoor (Riser/Non-Rated), Outdoor Armored (Riser/Non-Rated)
Splice Capacity	12 or 24 splice configurations in each Clearview Cassette
Storage Capacity	One meter of 900 µm fiber and up to 3 meters of jacketed fiber
Material	16 gauge cold rolled steel (zinc chromate with almond powder coating)

Configured Part Numbers

W - - - - - Z Z XXXM or XXXF

1 2 3 4 5 6 7

1 Select Wall Mount Style

T = Patch only
U = Patch and splice
V = Tie panel

2 Select Clearview Cassette

B = Clearview Blue

3 Select Port Count

000 = Empty Panel
012 = 12 port
024 = 24 port
036 = 36 port
048 = 48 port

4 Select Connector Style

A = SC/UPC
C = SC/APC
F = LC/UPC
H = LC/APC

5 Select Mode / Type

1 = Singlemode, non ribbon
2 = Singlemode, ribbon
3 = Multimode (62.5)
9 = No fiber – multimode
0 = No fiber - singlemode

6 Select Cable Construction

B = OSP riser rated
E = OSP (non-rated)
F = Patch and splice (loose tube)
M = OSP (armored, non-rated)
Z = Patch and splice ribbon

7 Select Cable Exit *

4 = Bottom left
Z = None or patch and splice (ribbon)

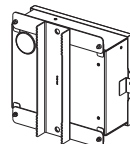
XXXM or XXXF

XXXM = Length in meters
XXXF = Length in feet

* Cable exit is defined by which direction the cable exits the panel when viewing it from the front.

Accessories

- Pole Mount Kit (FMA-H4Z-SUB)
- FieldSmart Outdoor Wall Box Accessory Kit (FMA-XXX-36)



FMA-H4Z-SUB



FMA-XXX-36

